

Rampage Products Tech Bulletin

Zipper care and maintenance

The zippers on all soft goods products will require occasional maintenance to ensure proper function during the life of the product. Care should be taken in operation to ensure the zippers are not damaged from improper use. The zippers need to be kept clean and free of dirt and mud. Clean the zippers with soap and water if they become soiled, do not use harsh chemicals as this may damage the zipper materials.

We recommend the use of a zipper lubricant periodically to ensure they work freely. The lubricant will keep the zipper from hanging up and doing damage to the teeth. It will also help to weather proof the zippers.

When pulling the zipper along, try not to pull out away from the zipper slide but along the teeth to limit the potential of damage to the slide mechanism. Please see the picture to the right.




Troubleshooting


The zippers used in our products are what is referred to as “self healing” which simply means if they come undone after the slide has closed the teeth, run the slide back over the separated portion and then re-zip and it should work properly. If the zipper still does not stay zipped, refer to the following instructions to repair.


Zipper Slide

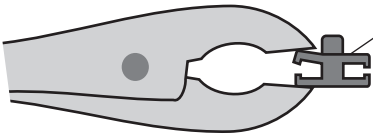
Correct



Damaged

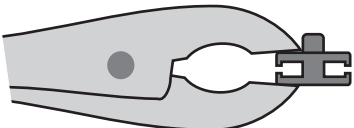






Slide

Squeeze back to correct shape



To correct the stretched zipper slide compress the slide back to its original shape with pliers as shown.